



Usr: planeacion  
Rep: rptEstadoPresupuestoEgresos

# Instituto Tecnológico Superior de Tepeaca Estado de Puebla

## Estado del Ejercicio del Presupuesto por Capítulo del Gasto Al 31/dic./2021

Fecha y 11/ene./2022

hora de Impresión 11:39 a. m.

Objeto del Gasto		Aprobado	Ampliaciones / (Reducciones)	Presupuesto Vigente	Comprometido	Presupuesto Disponibile para Comprometer	Devengado	Comprometido No Devengado	Presupuesto Sin Devengar	Ejercido	Pagado	Cuentas por Pagar Deuda
<b>1000</b>	<b>SERVICIOS PERSONALES</b>	<b>\$37,291,824.30</b>	<b>\$739,208.10</b>	<b>\$38,031,032.40</b>	<b>\$38,031,032.40</b>	<b>\$0.00</b>	<b>\$38,031,032.40</b>	<b>\$0.00</b>	<b>\$0.00</b>	<b>\$38,031,032.40</b>	<b>\$37,580,466.34</b>	<b>\$450,566.06</b>
<b>1100</b>	<b>REMUNERACIONES AL PERSONAL DE CARÁCTER PE</b>	<b>\$21,350,070.50</b>	<b>\$1,173,901.84</b>	<b>\$22,523,972.34</b>	<b>\$22,523,972.34</b>	<b>\$0.00</b>	<b>\$22,523,972.34</b>	<b>\$0.00</b>	<b>\$0.00</b>	<b>\$22,523,972.34</b>	<b>\$22,523,972.34</b>	<b>\$0.00</b>
1130	Sueldos base al personal permanente	\$21,350,070.50	\$1,173,901.84	\$22,523,972.34	\$22,523,972.34	\$0.00	\$22,523,972.34	\$0.00	\$0.00	\$22,523,972.34	\$22,523,972.34	\$0.00
1132	Sueldo base al personal de confianza	\$21,350,070.50	\$1,173,901.84	\$22,523,972.34	\$22,523,972.34	\$0.00	\$22,523,972.34	\$0.00	\$0.00	\$22,523,972.34	\$22,523,972.34	\$0.00
<b>1300</b>	<b>REMUNERACIONES ADICIONALES Y ESPECIALES</b>	<b>\$5,158,807.58</b>	<b>\$625,654.82</b>	<b>\$5,784,462.40</b>	<b>\$5,784,462.40</b>	<b>\$0.00</b>	<b>\$5,784,462.40</b>	<b>\$0.00</b>	<b>\$0.00</b>	<b>\$5,784,462.40</b>	<b>\$5,784,462.40</b>	<b>\$0.00</b>
1310	Primas por años de servicios efectivos prestados	\$979,346.72	-\$29,021.18	\$950,325.54	\$950,325.54	\$0.00	\$950,325.54	\$0.00	\$0.00	\$950,325.54	\$950,325.54	\$0.00
1311	Prima quinquenal por años de servicios efectivos prestados	\$979,346.72	-\$29,021.18	\$950,325.54	\$950,325.54	\$0.00	\$950,325.54	\$0.00	\$0.00	\$950,325.54	\$950,325.54	\$0.00
1320	Primas de vacaciones, dominical y gratificación de fin de año	\$4,179,460.86	\$654,676.00	\$4,834,136.86	\$4,834,136.86	\$0.00	\$4,834,136.86	\$0.00	\$0.00	\$4,834,136.86	\$4,834,136.86	\$0.00
1321	Primas de vacaciones y dominical	\$1,492,297.82	\$94,701.14	\$1,586,998.96	\$1,586,998.96	\$0.00	\$1,586,998.96	\$0.00	\$0.00	\$1,586,998.96	\$1,586,998.96	\$0.00
1322	Aguinaldo o gratificación de fin de año	\$2,687,163.04	\$559,974.86	\$3,247,137.90	\$3,247,137.90	\$0.00	\$3,247,137.90	\$0.00	\$0.00	\$3,247,137.90	\$3,247,137.90	\$0.00
<b>1400</b>	<b>SEGURIDAD SOCIAL</b>	<b>\$6,255,570.66</b>	<b>-\$127,739.90</b>	<b>\$6,127,830.76</b>	<b>\$6,127,830.76</b>	<b>\$0.00</b>	<b>\$6,127,830.76</b>	<b>\$0.00</b>	<b>\$0.00</b>	<b>\$6,127,830.76</b>	<b>\$5,677,264.70</b>	<b>\$450,566.06</b>
1410	Aportaciones de seguridad social	\$5,551,018.32	-\$502,210.09	\$5,048,808.23	\$5,048,808.23	\$0.00	\$5,048,808.23	\$0.00	\$0.00	\$5,048,808.23	\$5,048,808.23	\$0.00
1411	Aportaciones al Instituto de Seguridad y Servicios Sociales	\$5,551,018.32	-\$502,210.09	\$5,048,808.23	\$5,048,808.23	\$0.00	\$5,048,808.23	\$0.00	\$0.00	\$5,048,808.23	\$5,048,808.23	\$0.00
1420	Aportaciones a fondos de vivienda	\$277,550.92	\$350,905.55	\$628,456.47	\$628,456.47	\$0.00	\$628,456.47	\$0.00	\$0.00	\$628,456.47	\$628,456.47	\$0.00
1421	Aportaciones para la vivienda	\$277,550.92	\$350,905.55	\$628,456.47	\$628,456.47	\$0.00	\$628,456.47	\$0.00	\$0.00	\$628,456.47	\$628,456.47	\$0.00
1430	Aportaciones al sistema para el retiro	\$427,001.42	\$23,564.64	\$450,566.06	\$450,566.06	\$0.00	\$450,566.06	\$0.00	\$0.00	\$450,566.06	\$0.00	\$450,566.06
1431	Aportaciones al sistema de ahorro para el retiro	\$427,001.42	\$23,564.64	\$450,566.06	\$450,566.06	\$0.00	\$450,566.06	\$0.00	\$0.00	\$450,566.06	\$0.00	\$450,566.06
<b>1500</b>	<b>OTRAS PRESTACIONES SOCIALES Y ECONÓMICAS</b>	<b>\$2,096,732.56</b>	<b>\$267,033.24</b>	<b>\$2,363,765.80</b>	<b>\$2,363,765.80</b>	<b>\$0.00</b>	<b>\$2,363,765.80</b>	<b>\$0.00</b>	<b>\$0.00</b>	<b>\$2,363,765.80</b>	<b>\$2,363,765.80</b>	<b>\$0.00</b>
1590	Otras prestaciones sociales y económicas	\$2,096,732.56	\$267,033.24	\$2,363,765.80	\$2,363,765.80	\$0.00	\$2,363,765.80	\$0.00	\$0.00	\$2,363,765.80	\$2,363,765.80	\$0.00
1591	Otras prestaciones sociales	\$2,096,732.56	\$267,033.24	\$2,363,765.80	\$2,363,765.80	\$0.00	\$2,363,765.80	\$0.00	\$0.00	\$2,363,765.80	\$2,363,765.80	\$0.00
<b>1600</b>	<b>PREVISIONES</b>	<b>\$958,643.00</b>	<b>-\$958,643.00</b>	<b>\$0.00</b>	<b>\$0.00</b>	<b>\$0.00</b>	<b>\$0.00</b>	<b>\$0.00</b>	<b>\$0.00</b>	<b>\$0.00</b>	<b>\$0.00</b>	<b>\$0.00</b>
1610	Previsiones de carácter laboral, económica y de seguridad	\$958,643.00	-\$958,643.00	\$0.00	\$0.00	\$0.00	\$0.00	\$0.00	\$0.00	\$0.00	\$0.00	\$0.00
1613	Otras medidas de carácter laboral y económico	\$958,643.00	-\$958,643.00	\$0.00	\$0.00	\$0.00	\$0.00	\$0.00	\$0.00	\$0.00	\$0.00	\$0.00
<b>1700</b>	<b>PAGO DE ESTÍMULOS A SERVIDORES PÚBLICOS</b>	<b>\$1,472,000.00</b>	<b>-\$240,998.90</b>	<b>\$1,231,001.10</b>	<b>\$1,231,001.10</b>	<b>\$0.00</b>	<b>\$1,231,001.10</b>	<b>\$0.00</b>	<b>\$0.00</b>	<b>\$1,231,001.10</b>	<b>\$1,231,001.10</b>	<b>\$0.00</b>
1710	Estímulos	\$1,472,000.00	-\$240,998.90	\$1,231,001.10	\$1,231,001.10	\$0.00	\$1,231,001.10	\$0.00	\$0.00	\$1,231,001.10	\$1,231,001.10	\$0.00
1711	Estímulos por productividad y eficiencia	\$1,472,000.00	-\$240,998.90	\$1,231,001.10	\$1,231,001.10	\$0.00	\$1,231,001.10	\$0.00	\$0.00	\$1,231,001.10	\$1,231,001.10	\$0.00
<b>2000</b>	<b>MATERIALES Y SUMINISTROS</b>	<b>\$3,413,713.20</b>	<b>\$489,746.35</b>	<b>\$3,903,459.55</b>	<b>\$3,876,797.04</b>	<b>\$26,662.51</b>	<b>\$3,876,797.04</b>	<b>\$0.00</b>	<b>\$26,662.51</b>	<b>\$3,876,797.04</b>	<b>\$3,876,797.04</b>	<b>\$0.00</b>
<b>2100</b>	<b>MATERIALES DE ADMINISTRACIÓN, EMISIÓN DE DOC</b>	<b>\$1,192,064.42</b>	<b>-\$600,054.07</b>	<b>\$592,010.35</b>	<b>\$592,009.19</b>	<b>\$1.16</b>	<b>\$592,009.19</b>	<b>\$0.00</b>	<b>\$1.16</b>	<b>\$592,009.19</b>	<b>\$592,009.19</b>	<b>\$0.00</b>
2110	Materiales, útiles y equipos menores de oficina	\$183,110.94	-\$21,967.44	\$161,143.50	\$161,143.50	\$0.00	\$161,143.50	\$0.00	\$0.00	\$161,143.50	\$161,143.50	\$0.00
2111	Materiales, útiles y equipos menores de oficina	\$183,110.94	-\$21,967.44	\$161,143.50	\$161,143.50	\$0.00	\$161,143.50	\$0.00	\$0.00	\$161,143.50	\$161,143.50	\$0.00
2120	Materiales y útiles de impresión y reproducción	\$54,134.56	-\$54,134.56	\$0.00	\$0.00	\$0.00	\$0.00	\$0.00	\$0.00	\$0.00	\$0.00	\$0.00
2121	Materiales y útiles de impresión y reproducción	\$54,134.56	-\$54,134.56	\$0.00	\$0.00	\$0.00	\$0.00	\$0.00	\$0.00	\$0.00	\$0.00	\$0.00
2140	Materiales, útiles y equipos menores de tecnologías de la información	\$84,000.00	\$4,150.89	\$88,150.89	\$88,150.89	\$0.00	\$88,150.89	\$0.00	\$0.00	\$88,150.89	\$88,150.89	\$0.00
2141	Materiales, útiles y equipos menores de tecnologías de la información	\$84,000.00	\$4,150.89	\$88,150.89	\$88,150.89	\$0.00	\$88,150.89	\$0.00	\$0.00	\$88,150.89	\$88,150.89	\$0.00
2150	Material impreso e información digital	\$98,700.00	-\$93,950.00	\$4,750.00	\$4,750.00	\$0.00	\$4,750.00	\$0.00	\$0.00	\$4,750.00	\$4,750.00	\$0.00



Usr: planeacion  
Rep: rptEstadoPresupuestoEgresos

## Instituto Tecnológico Superior de Tepeaca Estado de Puebla

### Estado del Ejercicio del Presupuesto por Capítulo del Gasto Al 31/dic./2021

Fecha y 11/ene./2022

hora de Impresión 11:39 a. m.

Objeto del Gasto		Aprobado	Ampliaciones / (Reducciones)	Presupuesto Vigente	Comprometido	Presupuesto Disponibile para Comprometer	Devengado	Comprometido No Devengado	Presupuesto Sin Devengar	Ejercido	Pagado	Cuentas por Pagar Deuda
2151	Material impreso e información digital	\$98,700.00	-\$93,950.00	\$4,750.00	\$4,750.00	\$0.00	\$4,750.00	\$0.00	\$0.00	\$4,750.00	\$4,750.00	\$0.00
2160	Material de limpieza	\$564,960.00	-\$456,992.89	\$107,967.11	\$107,967.11	\$0.00	\$107,967.11	\$0.00	\$0.00	\$107,967.11	\$107,967.11	\$0.00
2161	Material de limpieza	\$564,960.00	-\$456,992.89	\$107,967.11	\$107,967.11	\$0.00	\$107,967.11	\$0.00	\$0.00	\$107,967.11	\$107,967.11	\$0.00
2170	Materiales y útiles de enseñanza	\$192,158.92	\$31,401.93	\$223,560.85	\$223,559.69	\$1.16	\$223,559.69	\$0.00	\$1.16	\$223,559.69	\$223,559.69	\$0.00
2171	Materiales y útiles de enseñanza	\$192,158.92	\$31,401.93	\$223,560.85	\$223,559.69	\$1.16	\$223,559.69	\$0.00	\$1.16	\$223,559.69	\$223,559.69	\$0.00
2180	Materiales para el registro e identificación de bienes y per	\$15,000.00	-\$8,562.00	\$6,438.00	\$6,438.00	\$0.00	\$6,438.00	\$0.00	\$0.00	\$6,438.00	\$6,438.00	\$0.00
2181	Registro e identificación de bienes y personas	\$15,000.00	-\$8,562.00	\$6,438.00	\$6,438.00	\$0.00	\$6,438.00	\$0.00	\$0.00	\$6,438.00	\$6,438.00	\$0.00
<b>2200</b>	<b>ALIMENTOS Y UTENSILIOS</b>	<b>\$212,794.98</b>	<b>\$126,840.71</b>	<b>\$339,635.69</b>	<b>\$335,797.09</b>	<b>\$3,838.60</b>	<b>\$335,797.09</b>	<b>\$0.00</b>	<b>\$3,838.60</b>	<b>\$335,797.09</b>	<b>\$335,797.09</b>	<b>\$0.00</b>
2210	Productos alimenticios para personas	\$139,794.98	\$165,187.55	\$304,982.53	\$301,143.93	\$3,838.60	\$301,143.93	\$0.00	\$3,838.60	\$301,143.93	\$301,143.93	\$0.00
2211	Productos alimenticios para los efectivos que participen e	\$139,794.98	-\$139,794.98	\$0.00	\$0.00	\$0.00	\$0.00	\$0.00	\$0.00	\$0.00	\$0.00	\$0.00
2213	Productos alimenticios para el personal en las instalacion	\$0.00	\$304,982.53	\$304,982.53	\$301,143.93	\$3,838.60	\$301,143.93	\$0.00	\$3,838.60	\$301,143.93	\$301,143.93	\$0.00
2230	Utensilios para el servicio de alimentación	\$73,000.00	-\$38,346.84	\$34,653.16	\$34,653.16	\$0.00	\$34,653.16	\$0.00	\$0.00	\$34,653.16	\$34,653.16	\$0.00
2231	Utensilios para el servicio de alimentación	\$73,000.00	-\$38,346.84	\$34,653.16	\$34,653.16	\$0.00	\$34,653.16	\$0.00	\$0.00	\$34,653.16	\$34,653.16	\$0.00
<b>2300</b>	<b>MATERIAS PRIMAS Y MATERIALES DE PRODUCCIÓN</b>	<b>\$0.00</b>	<b>\$4,418.70</b>	<b>\$4,418.70</b>	<b>\$4,418.70</b>	<b>\$0.00</b>	<b>\$4,418.70</b>	<b>\$0.00</b>	<b>\$0.00</b>	<b>\$4,418.70</b>	<b>\$4,418.70</b>	<b>\$0.00</b>
2350	Productos químicos, farmacéuticos y de laboratorio adqui	\$0.00	\$4,418.70	\$4,418.70	\$4,418.70	\$0.00	\$4,418.70	\$0.00	\$0.00	\$4,418.70	\$4,418.70	\$0.00
2351	Productos químicos, farmacéuticos y de laboratorio adqui	\$0.00	\$4,418.70	\$4,418.70	\$4,418.70	\$0.00	\$4,418.70	\$0.00	\$0.00	\$4,418.70	\$4,418.70	\$0.00
<b>2400</b>	<b>MATERIALES Y ARTÍCULOS DE CONSTRUCCIÓN Y DE</b>	<b>\$478,329.90</b>	<b>\$351,074.91</b>	<b>\$829,404.81</b>	<b>\$824,853.12</b>	<b>\$4,551.69</b>	<b>\$824,853.12</b>	<b>\$0.00</b>	<b>\$4,551.69</b>	<b>\$824,853.12</b>	<b>\$824,853.12</b>	<b>\$0.00</b>
2410	Productos minerales no metálicos	\$101,317.52	\$481.84	\$101,799.36	\$97,247.70	\$4,551.66	\$97,247.70	\$0.00	\$4,551.66	\$97,247.70	\$97,247.70	\$0.00
2411	Productos minerales no metálicos	\$101,317.52	\$481.84	\$101,799.36	\$97,247.70	\$4,551.66	\$97,247.70	\$0.00	\$4,551.66	\$97,247.70	\$97,247.70	\$0.00
2420	Cemento y productos de concreto	\$67,500.00	-\$65,044.12	\$2,455.88	\$2,455.87	\$0.01	\$2,455.87	\$0.00	\$0.01	\$2,455.87	\$2,455.87	\$0.00
2421	Cemento y productos de concreto	\$67,500.00	-\$65,044.12	\$2,455.88	\$2,455.87	\$0.01	\$2,455.87	\$0.00	\$0.01	\$2,455.87	\$2,455.87	\$0.00
2430	Cal, yeso y productos de yeso	\$24,288.00	-\$23,463.07	\$824.93	\$824.93	\$0.00	\$824.93	\$0.00	\$0.00	\$824.93	\$824.93	\$0.00
2431	Cal, yeso y productos de yeso	\$24,288.00	-\$23,463.07	\$824.93	\$824.93	\$0.00	\$824.93	\$0.00	\$0.00	\$824.93	\$824.93	\$0.00
2440	Madera y productos de madera	\$46,945.20	-\$13,240.80	\$33,704.40	\$33,704.39	\$0.01	\$33,704.39	\$0.00	\$0.01	\$33,704.39	\$33,704.39	\$0.00
2441	Madera y productos de madera	\$46,945.20	-\$13,240.80	\$33,704.40	\$33,704.39	\$0.01	\$33,704.39	\$0.00	\$0.01	\$33,704.39	\$33,704.39	\$0.00
2450	Vidrio y productos de vidrio	\$4,600.00	\$20,220.00	\$24,820.00	\$24,820.00	\$0.00	\$24,820.00	\$0.00	\$0.00	\$24,820.00	\$24,820.00	\$0.00
2451	Vidrio y productos de vidrio	\$4,600.00	\$20,220.00	\$24,820.00	\$24,820.00	\$0.00	\$24,820.00	\$0.00	\$0.00	\$24,820.00	\$24,820.00	\$0.00
2460	Material eléctrico y electrónico	\$82,500.00	\$289,113.45	\$371,613.45	\$371,613.44	\$0.01	\$371,613.44	\$0.00	\$0.01	\$371,613.44	\$371,613.44	\$0.00
2461	Material eléctrico y electrónico	\$82,500.00	\$289,113.45	\$371,613.45	\$371,613.44	\$0.01	\$371,613.44	\$0.00	\$0.01	\$371,613.44	\$371,613.44	\$0.00
2470	Artículos metálicos para la construcción	\$64,399.18	-\$1,364.90	\$63,034.28	\$63,034.28	\$0.00	\$63,034.28	\$0.00	\$0.00	\$63,034.28	\$63,034.28	\$0.00
2471	Artículos metálicos para la construcción	\$64,399.18	-\$1,364.90	\$63,034.28	\$63,034.28	\$0.00	\$63,034.28	\$0.00	\$0.00	\$63,034.28	\$63,034.28	\$0.00
2480	Materiales complementarios	\$42,760.00	-\$27,294.88	\$15,465.12	\$15,465.12	\$0.00	\$15,465.12	\$0.00	\$0.00	\$15,465.12	\$15,465.12	\$0.00
2481	Materiales Complementarios	\$42,760.00	-\$27,294.88	\$15,465.12	\$15,465.12	\$0.00	\$15,465.12	\$0.00	\$0.00	\$15,465.12	\$15,465.12	\$0.00
2490	Otros materiales y artículos de construcción y reparación	\$44,020.00	\$171,667.39	\$215,687.39	\$215,687.39	\$0.00	\$215,687.39	\$0.00	\$0.00	\$215,687.39	\$215,687.39	\$0.00
2491	Otros materiales y artículos de construcción y reparación	\$44,020.00	\$171,667.39	\$215,687.39	\$215,687.39	\$0.00	\$215,687.39	\$0.00	\$0.00	\$215,687.39	\$215,687.39	\$0.00



Usr: planeacion  
Rep: rptEstadoPresupuestoEgresos

# Instituto Tecnológico Superior de Tepeaca Estado de Puebla

## Estado del Ejercicio del Presupuesto por Capítulo del Gasto Al 31/dic./2021

Fecha y 11/ene./2022

hora de Impresión 11:39 a. m.

Objeto del Gasto		Aprobado	Ampliaciones / (Reducciones)	Presupuesto Vigente	Comprometido	Presupuesto Disponibile para Comprometer	Devengado	Comprometido No Devengado	Presupuesto Sin Devengar	Ejercido	Pagado	Cuentas por Pagar Deuda
<b>2500</b>	<b>PRODUCTOS QUÍMICOS, FARMACÉUTICOS Y DE LABI</b>	<b>\$372,631.20</b>	<b>-\$94,000.69</b>	<b>\$278,630.51</b>	<b>\$278,630.51</b>	<b>\$0.00</b>	<b>\$278,630.51</b>	<b>\$0.00</b>	<b>\$0.00</b>	<b>\$278,630.51</b>	<b>\$278,630.51</b>	<b>\$0.00</b>
2510	Productos químicos básicos	\$76,448.00	-\$25,110.20	\$51,337.80	\$51,337.80	\$0.00	\$51,337.80	\$0.00	\$0.00	\$51,337.80	\$51,337.80	\$0.00
2511	Productos químicos básicos	\$76,448.00	-\$25,110.20	\$51,337.80	\$51,337.80	\$0.00	\$51,337.80	\$0.00	\$0.00	\$51,337.80	\$51,337.80	\$0.00
2520	Fertilizantes, pesticidas y otros agroquímicos	\$40,565.60	-\$34,373.71	\$6,191.89	\$6,191.89	\$0.00	\$6,191.89	\$0.00	\$0.00	\$6,191.89	\$6,191.89	\$0.00
2521	Fertilizantes, pesticidas y otros agroquímicos	\$40,565.60	-\$34,373.71	\$6,191.89	\$6,191.89	\$0.00	\$6,191.89	\$0.00	\$0.00	\$6,191.89	\$6,191.89	\$0.00
2530	Medicinas y productos farmacéuticos	\$40,565.60	\$17,798.93	\$58,364.53	\$58,364.53	\$0.00	\$58,364.53	\$0.00	\$0.00	\$58,364.53	\$58,364.53	\$0.00
2531	Medicinas y productos farmacéuticos	\$40,565.60	\$17,798.93	\$58,364.53	\$58,364.53	\$0.00	\$58,364.53	\$0.00	\$0.00	\$58,364.53	\$58,364.53	\$0.00
2540	Materiales, accesorios y suministros médicos	\$24,060.00	\$19,288.03	\$43,348.03	\$43,348.03	\$0.00	\$43,348.03	\$0.00	\$0.00	\$43,348.03	\$43,348.03	\$0.00
2541	Materiales, accesorios y suministros médicos	\$24,060.00	\$19,288.03	\$43,348.03	\$43,348.03	\$0.00	\$43,348.03	\$0.00	\$0.00	\$43,348.03	\$43,348.03	\$0.00
2550	Materiales, accesorios y suministros de laboratorio	\$100,000.00	-\$78,859.75	\$21,140.25	\$21,140.25	\$0.00	\$21,140.25	\$0.00	\$0.00	\$21,140.25	\$21,140.25	\$0.00
2551	Materiales, accesorios y suministros de laboratorio	\$100,000.00	-\$78,859.75	\$21,140.25	\$21,140.25	\$0.00	\$21,140.25	\$0.00	\$0.00	\$21,140.25	\$21,140.25	\$0.00
2560	Fibras sintéticas, hules, plásticos y derivados	\$21,592.00	\$30,383.61	\$51,975.61	\$51,975.61	\$0.00	\$51,975.61	\$0.00	\$0.00	\$51,975.61	\$51,975.61	\$0.00
2561	Fibras sintéticas, hules, plásticos y derivados	\$21,592.00	\$30,383.61	\$51,975.61	\$51,975.61	\$0.00	\$51,975.61	\$0.00	\$0.00	\$51,975.61	\$51,975.61	\$0.00
2590	Otros productos químicos	\$69,400.00	-\$23,127.60	\$46,272.40	\$46,272.40	\$0.00	\$46,272.40	\$0.00	\$0.00	\$46,272.40	\$46,272.40	\$0.00
2591	Otros productos químicos	\$69,400.00	-\$23,127.60	\$46,272.40	\$46,272.40	\$0.00	\$46,272.40	\$0.00	\$0.00	\$46,272.40	\$46,272.40	\$0.00
<b>2600</b>	<b>COMBUSTIBLES, LUBRICANTES Y ADITIVOS</b>	<b>\$504,400.00</b>	<b>\$6,721.99</b>	<b>\$511,121.99</b>	<b>\$493,269.94</b>	<b>\$17,852.05</b>	<b>\$493,269.94</b>	<b>\$0.00</b>	<b>\$17,852.05</b>	<b>\$493,269.94</b>	<b>\$493,269.94</b>	<b>\$0.00</b>
2610	Combustibles, lubricantes y aditivos	\$504,400.00	\$6,721.99	\$511,121.99	\$493,269.94	\$17,852.05	\$493,269.94	\$0.00	\$17,852.05	\$493,269.94	\$493,269.94	\$0.00
2612	Combustibles, lubricantes y aditivos para vehículos destir	\$24,400.00	\$185,289.62	\$209,689.62	\$191,837.57	\$17,852.05	\$191,837.57	\$0.00	\$17,852.05	\$191,837.57	\$191,837.57	\$0.00
2613	Combustibles, lubricantes y aditivos para vehículos asign	\$480,000.00	-\$178,567.63	\$301,432.37	\$301,432.37	\$0.00	\$301,432.37	\$0.00	\$0.00	\$301,432.37	\$301,432.37	\$0.00
<b>2700</b>	<b>VESTUARIO, BLANCOS, PRENDAS DE PROTECCIÓN Y</b>	<b>\$267,624.28</b>	<b>\$550,056.97</b>	<b>\$817,681.25</b>	<b>\$817,681.25</b>	<b>\$0.00</b>	<b>\$817,681.25</b>	<b>\$0.00</b>	<b>\$0.00</b>	<b>\$817,681.25</b>	<b>\$817,681.25</b>	<b>\$0.00</b>
2710	Vestuario y uniformes	\$150,000.00	\$590,483.68	\$740,483.68	\$740,483.68	\$0.00	\$740,483.68	\$0.00	\$0.00	\$740,483.68	\$740,483.68	\$0.00
2711	Vestuario y uniformes	\$150,000.00	\$590,483.68	\$740,483.68	\$740,483.68	\$0.00	\$740,483.68	\$0.00	\$0.00	\$740,483.68	\$740,483.68	\$0.00
2720	Prendas de seguridad y protección personal	\$46,872.00	-\$11,468.41	\$35,403.59	\$35,403.59	\$0.00	\$35,403.59	\$0.00	\$0.00	\$35,403.59	\$35,403.59	\$0.00
2721	Prendas de seguridad y protección personal	\$46,872.00	-\$11,468.41	\$35,403.59	\$35,403.59	\$0.00	\$35,403.59	\$0.00	\$0.00	\$35,403.59	\$35,403.59	\$0.00
2730	Artículos deportivos	\$50,752.28	-\$19,154.68	\$31,597.60	\$31,597.60	\$0.00	\$31,597.60	\$0.00	\$0.00	\$31,597.60	\$31,597.60	\$0.00
2731	Artículos deportivos	\$50,752.28	-\$19,154.68	\$31,597.60	\$31,597.60	\$0.00	\$31,597.60	\$0.00	\$0.00	\$31,597.60	\$31,597.60	\$0.00
2740	Productos textiles	\$20,000.00	-\$10,847.62	\$9,152.38	\$9,152.38	\$0.00	\$9,152.38	\$0.00	\$0.00	\$9,152.38	\$9,152.38	\$0.00
2741	Productos textiles	\$20,000.00	-\$10,847.62	\$9,152.38	\$9,152.38	\$0.00	\$9,152.38	\$0.00	\$0.00	\$9,152.38	\$9,152.38	\$0.00
2750	Blancos y otros productos textiles, excepto prendas de ve	\$0.00	\$1,044.00	\$1,044.00	\$1,044.00	\$0.00	\$1,044.00	\$0.00	\$0.00	\$1,044.00	\$1,044.00	\$0.00
2751	Blancos y otros productos textiles, excepto prendas de ve	\$0.00	\$1,044.00	\$1,044.00	\$1,044.00	\$0.00	\$1,044.00	\$0.00	\$0.00	\$1,044.00	\$1,044.00	\$0.00
<b>2900</b>	<b>HERRAMIENTAS, REFACCIONES Y ACCESORIOS MEN</b>	<b>\$385,868.42</b>	<b>\$144,687.83</b>	<b>\$530,556.25</b>	<b>\$530,137.24</b>	<b>\$419.01</b>	<b>\$530,137.24</b>	<b>\$0.00</b>	<b>\$419.01</b>	<b>\$530,137.24</b>	<b>\$530,137.24</b>	<b>\$0.00</b>
2910	Herramientas menores	\$69,453.34	-\$53,675.93	\$15,777.41	\$15,777.41	\$0.00	\$15,777.41	\$0.00	\$0.00	\$15,777.41	\$15,777.41	\$0.00
2911	Herramientas menores	\$69,453.34	-\$53,675.93	\$15,777.41	\$15,777.41	\$0.00	\$15,777.41	\$0.00	\$0.00	\$15,777.41	\$15,777.41	\$0.00
2920	Refacciones y accesorios menores de edificios	\$50,717.94	\$46,064.49	\$96,782.43	\$96,782.43	\$0.00	\$96,782.43	\$0.00	\$0.00	\$96,782.43	\$96,782.43	\$0.00
2921	Refacciones y accesorios menores de edificios	\$50,717.94	\$46,064.49	\$96,782.43	\$96,782.43	\$0.00	\$96,782.43	\$0.00	\$0.00	\$96,782.43	\$96,782.43	\$0.00



Usr: planeacion  
Rep: rptEstadoPresupuestoEgresos

# Instituto Tecnológico Superior de Tepeaca Estado de Puebla

## Estado del Ejercicio del Presupuesto por Capítulo del Gasto Al 31/dic./2021

Fecha y 11/ene./2022

hora de Impresión 11:39 a. m.

Objeto del Gasto		Aprobado	Ampliaciones / (Reducciones)	Presupuesto Vigente	Comprometido	Presupuesto Disponibile para Comprometer	Devengado	Comprometido No Devengado	Presupuesto Sin Devengar	Ejercido	Pagado	Cuentas por Pagar Deuda
2930	Refacciones y accesorios menores de mobiliario y equipo	\$31,385.60	-\$31,107.77	\$277.83	\$277.83	\$0.00	\$277.83	\$0.00	\$0.00	\$277.83	\$277.83	\$0.00
2931	Refacciones y accesorios menores de mobiliario y equipo	\$31,385.60	-\$31,107.77	\$277.83	\$277.83	\$0.00	\$277.83	\$0.00	\$0.00	\$277.83	\$277.83	\$0.00
2940	Refacciones y accesorios menores de equipo de cómputo	\$112,586.24	\$168,693.05	\$281,279.29	\$281,279.29	\$0.00	\$281,279.29	\$0.00	\$0.00	\$281,279.29	\$281,279.29	\$0.00
2941	Refacciones y accesorios menores para equipo de cómputo	\$112,586.24	\$168,693.05	\$281,279.29	\$281,279.29	\$0.00	\$281,279.29	\$0.00	\$0.00	\$281,279.29	\$281,279.29	\$0.00
2960	Refacciones y accesorios menores de equipo de transporte	\$63,633.14	\$64,933.61	\$128,566.75	\$128,147.74	\$419.01	\$128,147.74	\$0.00	\$419.01	\$128,147.74	\$128,147.74	\$0.00
2961	Refacciones y accesorios menores de equipo de transporte	\$63,633.14	\$64,933.61	\$128,566.75	\$128,147.74	\$419.01	\$128,147.74	\$0.00	\$419.01	\$128,147.74	\$128,147.74	\$0.00
2980	Refacciones y accesorios menores de maquinaria y otros	\$33,092.16	-\$29,162.98	\$3,929.18	\$3,929.18	\$0.00	\$3,929.18	\$0.00	\$0.00	\$3,929.18	\$3,929.18	\$0.00
2981	Refacciones y accesorios menores de maquinaria y otros	\$33,092.16	-\$29,162.98	\$3,929.18	\$3,929.18	\$0.00	\$3,929.18	\$0.00	\$0.00	\$3,929.18	\$3,929.18	\$0.00
2990	Refacciones y accesorios menores otros bienes muebles	\$25,000.00	-\$21,056.64	\$3,943.36	\$3,943.36	\$0.00	\$3,943.36	\$0.00	\$0.00	\$3,943.36	\$3,943.36	\$0.00
2991	Refacciones y accesorios menores de otros bienes muebles	\$25,000.00	-\$21,056.64	\$3,943.36	\$3,943.36	\$0.00	\$3,943.36	\$0.00	\$0.00	\$3,943.36	\$3,943.36	\$0.00
<b>3000</b>	<b>SERVICIOS GENERALES</b>	<b>\$5,413,457.50</b>	<b>\$2,143,943.50</b>	<b>\$7,557,401.00</b>	<b>\$7,284,602.91</b>	<b>\$272,798.09</b>	<b>\$7,284,602.91</b>	<b>\$0.00</b>	<b>\$272,798.09</b>	<b>\$7,284,602.91</b>	<b>\$7,104,780.69</b>	<b>\$179,822.22</b>
<b>3100</b>	<b>SERVICIOS BÁSICOS</b>	<b>\$539,945.56</b>	<b>-\$122,602.60</b>	<b>\$417,342.96</b>	<b>\$417,342.96</b>	<b>\$0.00</b>	<b>\$417,342.96</b>	<b>\$0.00</b>	<b>\$0.00</b>	<b>\$417,342.96</b>	<b>\$417,342.96</b>	<b>\$0.00</b>
3110	Energía eléctrica	\$215,375.04	-\$84,592.04	\$130,783.00	\$130,783.00	\$0.00	\$130,783.00	\$0.00	\$0.00	\$130,783.00	\$130,783.00	\$0.00
3111	Servicio de energía eléctrica	\$215,375.04	-\$84,592.04	\$130,783.00	\$130,783.00	\$0.00	\$130,783.00	\$0.00	\$0.00	\$130,783.00	\$130,783.00	\$0.00
3120	Gas	\$30,000.00	-\$20,000.00	\$10,000.00	\$10,000.00	\$0.00	\$10,000.00	\$0.00	\$0.00	\$10,000.00	\$10,000.00	\$0.00
3121	Servicio de gas	\$30,000.00	-\$20,000.00	\$10,000.00	\$10,000.00	\$0.00	\$10,000.00	\$0.00	\$0.00	\$10,000.00	\$10,000.00	\$0.00
3130	Agua	\$0.00	\$5,332.00	\$5,332.00	\$5,332.00	\$0.00	\$5,332.00	\$0.00	\$0.00	\$5,332.00	\$5,332.00	\$0.00
3131	Servicio de agua	\$0.00	\$5,332.00	\$5,332.00	\$5,332.00	\$0.00	\$5,332.00	\$0.00	\$0.00	\$5,332.00	\$5,332.00	\$0.00
3140	Telefonía tradicional	\$9,530.20	-\$3,359.00	\$6,171.20	\$6,171.20	\$0.00	\$6,171.20	\$0.00	\$0.00	\$6,171.20	\$6,171.20	\$0.00
3141	Servicio telefónico convencional	\$9,530.20	-\$3,359.00	\$6,171.20	\$6,171.20	\$0.00	\$6,171.20	\$0.00	\$0.00	\$6,171.20	\$6,171.20	\$0.00
3150	Telefonía celular	\$8,407.92	-\$2,265.80	\$6,142.12	\$6,142.12	\$0.00	\$6,142.12	\$0.00	\$0.00	\$6,142.12	\$6,142.12	\$0.00
3151	Servicio de telefonía celular	\$8,407.92	-\$2,265.80	\$6,142.12	\$6,142.12	\$0.00	\$6,142.12	\$0.00	\$0.00	\$6,142.12	\$6,142.12	\$0.00
3170	Servicios de acceso de Internet, redes y procesamiento de datos	\$273,632.40	-\$15,527.76	\$258,104.64	\$258,104.64	\$0.00	\$258,104.64	\$0.00	\$0.00	\$258,104.64	\$258,104.64	\$0.00
3171	Servicios de acceso de internet	\$273,632.40	-\$64,832.40	\$208,800.00	\$208,800.00	\$0.00	\$208,800.00	\$0.00	\$0.00	\$208,800.00	\$208,800.00	\$0.00
3172	Servicios de redes y procesamiento de información	\$0.00	\$49,304.64	\$49,304.64	\$49,304.64	\$0.00	\$49,304.64	\$0.00	\$0.00	\$49,304.64	\$49,304.64	\$0.00
3180	Servicios postales y telegráficos	\$3,000.00	-\$2,190.00	\$810.00	\$810.00	\$0.00	\$810.00	\$0.00	\$0.00	\$810.00	\$810.00	\$0.00
3181	Servicio postal	\$3,000.00	-\$2,190.00	\$810.00	\$810.00	\$0.00	\$810.00	\$0.00	\$0.00	\$810.00	\$810.00	\$0.00
<b>3200</b>	<b>SERVICIOS DE ARRENDAMIENTO</b>	<b>\$369,073.04</b>	<b>\$243,311.14</b>	<b>\$612,384.18</b>	<b>\$610,476.18</b>	<b>\$1,908.00</b>	<b>\$610,476.18</b>	<b>\$0.00</b>	<b>\$1,908.00</b>	<b>\$610,476.18</b>	<b>\$610,476.18</b>	<b>\$0.00</b>
3230	Arrendamiento de mobiliario y equipo de administración, educación e investigación	\$93,150.00	-\$3,150.00	\$90,000.00	\$90,000.00	\$0.00	\$90,000.00	\$0.00	\$0.00	\$90,000.00	\$90,000.00	\$0.00
3232	Arrendamiento de equipo y bienes informáticos	\$93,150.00	-\$3,150.00	\$90,000.00	\$90,000.00	\$0.00	\$90,000.00	\$0.00	\$0.00	\$90,000.00	\$90,000.00	\$0.00
3250	Arrendamiento de equipo de transporte	\$10,000.00	-\$10,000.00	\$0.00	\$0.00	\$0.00	\$0.00	\$0.00	\$0.00	\$0.00	\$0.00	\$0.00
3251	Arrendamiento de vehículos terrestres, aéreos, marítimos	\$10,000.00	-\$10,000.00	\$0.00	\$0.00	\$0.00	\$0.00	\$0.00	\$0.00	\$0.00	\$0.00	\$0.00
3260	Arrendamiento de maquinaria, otros equipos y herramientas	\$30,000.00	\$222.00	\$30,222.00	\$30,222.00	\$0.00	\$30,222.00	\$0.00	\$0.00	\$30,222.00	\$30,222.00	\$0.00
3261	Arrendamiento de maquinaria, otros equipos y herramientas	\$30,000.00	\$222.00	\$30,222.00	\$30,222.00	\$0.00	\$30,222.00	\$0.00	\$0.00	\$30,222.00	\$30,222.00	\$0.00
3270	Arrendamiento de activos intangibles	\$209,608.04	\$105,394.38	\$315,002.42	\$313,094.42	\$1,908.00	\$313,094.42	\$0.00	\$1,908.00	\$313,094.42	\$313,094.42	\$0.00



Usr: planeacion  
Rep: rptEstadoPresupuestoEgresos

# Instituto Tecnológico Superior de Tepeaca Estado de Puebla

## Estado del Ejercicio del Presupuesto por Capítulo del Gasto Al 31/dic./2021

Fecha y 11/ene./2022

hora de Impresión 11:39 a. m.

Objeto del Gasto		Aprobado	Ampliaciones / (Reducciones)	Presupuesto Vigente	Comprometido	Presupuesto Disponibile para Comprometer	Devengado	Comprometido No Devengado	Presupuesto Sin Devengar	Ejercido	Pagado	Cuentas por Pagar Deuda
3271	Derechos de autor, patentes, regalías y otros	\$209,608.04	\$105,394.38	\$315,002.42	\$313,094.42	\$1,908.00	\$313,094.42	\$0.00	\$1,908.00	\$313,094.42	\$313,094.42	\$0.00
3290	Otros arrendamientos	\$26,315.00	\$150,844.76	\$177,159.76	\$177,159.76	\$0.00	\$177,159.76	\$0.00	\$0.00	\$177,159.76	\$177,159.76	\$0.00
3291	Otros arrendamientos	\$26,315.00	\$150,844.76	\$177,159.76	\$177,159.76	\$0.00	\$177,159.76	\$0.00	\$0.00	\$177,159.76	\$177,159.76	\$0.00
<b>3300</b>	<b>SERVICIOS PROFESIONALES, CIENTÍFICOS, TÉCNICO</b>	<b>\$1,932,355.56</b>	<b>\$343,070.40</b>	<b>\$2,275,425.96</b>	<b>\$2,048,625.96</b>	<b>\$226,800.00</b>	<b>\$2,048,625.96</b>	<b>\$0.00</b>	<b>\$226,800.00</b>	<b>\$2,048,625.96</b>	<b>\$2,048,625.96</b>	<b>\$0.00</b>
3310	Servicios legales, de contabilidad, auditoría y relacionado	\$468,850.00	-\$123,932.05	\$344,917.95	\$344,917.95	\$0.00	\$344,917.95	\$0.00	\$0.00	\$344,917.95	\$344,917.95	\$0.00
3311	Servicios relacionados con procedimientos jurisdiccionales	\$0.00	\$198,414.58	\$198,414.58	\$198,414.58	\$0.00	\$198,414.58	\$0.00	\$0.00	\$198,414.58	\$198,414.58	\$0.00
3312	Otros Servicios para la operación de programas	\$468,850.00	-\$322,346.63	\$146,503.37	\$146,503.37	\$0.00	\$146,503.37	\$0.00	\$0.00	\$146,503.37	\$146,503.37	\$0.00
3330	Servicios de consultoría administrativa, procesos, técnica	\$0.00	\$439,660.00	\$439,660.00	\$212,860.00	\$226,800.00	\$212,860.00	\$0.00	\$226,800.00	\$212,860.00	\$212,860.00	\$0.00
3333	Servicios relacionados con certificación de procesos	\$0.00	\$439,660.00	\$439,660.00	\$212,860.00	\$226,800.00	\$212,860.00	\$0.00	\$226,800.00	\$212,860.00	\$212,860.00	\$0.00
3340	Servicios de capacitación	\$353,513.42	\$214,319.73	\$567,833.15	\$567,833.15	\$0.00	\$567,833.15	\$0.00	\$0.00	\$567,833.15	\$567,833.15	\$0.00
3341	Capacitación institucional	\$353,513.42	\$214,319.73	\$567,833.15	\$567,833.15	\$0.00	\$567,833.15	\$0.00	\$0.00	\$567,833.15	\$567,833.15	\$0.00
3350	Servicios de investigación científica y desarrollo	\$100,000.00	-\$92,292.68	\$7,707.32	\$7,707.32	\$0.00	\$7,707.32	\$0.00	\$0.00	\$7,707.32	\$7,707.32	\$0.00
3351	Servicios de investigación científica y desarrollo	\$100,000.00	-\$92,292.68	\$7,707.32	\$7,707.32	\$0.00	\$7,707.32	\$0.00	\$0.00	\$7,707.32	\$7,707.32	\$0.00
3360	Servicios de apoyo administrativo, traducción, fotocopiado	\$80,235.14	-\$5,036.29	\$75,198.85	\$75,198.85	\$0.00	\$75,198.85	\$0.00	\$0.00	\$75,198.85	\$75,198.85	\$0.00
3362	Servicios de apoyo administrativo	\$80,235.14	-\$67,869.04	\$12,366.10	\$12,366.10	\$0.00	\$12,366.10	\$0.00	\$0.00	\$12,366.10	\$12,366.10	\$0.00
3364	Servicios de impresión de material informativo derivado de	\$0.00	\$62,832.75	\$62,832.75	\$62,832.75	\$0.00	\$62,832.75	\$0.00	\$0.00	\$62,832.75	\$62,832.75	\$0.00
3370	Servicios de protección y seguridad	\$4,646.00	-\$4,646.00	\$0.00	\$0.00	\$0.00	\$0.00	\$0.00	\$0.00	\$0.00	\$0.00	\$0.00
3371	Servicios de protección y seguridad	\$4,646.00	-\$4,646.00	\$0.00	\$0.00	\$0.00	\$0.00	\$0.00	\$0.00	\$0.00	\$0.00	\$0.00
3380	Servicios de vigilancia	\$925,111.00	-\$99,391.00	\$825,720.00	\$825,720.00	\$0.00	\$825,720.00	\$0.00	\$0.00	\$825,720.00	\$825,720.00	\$0.00
3381	Servicios de vigilancia	\$925,111.00	-\$99,391.00	\$825,720.00	\$825,720.00	\$0.00	\$825,720.00	\$0.00	\$0.00	\$825,720.00	\$825,720.00	\$0.00
3390	Servicios profesionales, científicos y técnicos integrales	\$0.00	\$14,388.69	\$14,388.69	\$14,388.69	\$0.00	\$14,388.69	\$0.00	\$0.00	\$14,388.69	\$14,388.69	\$0.00
3391	Servicios profesionales, científicos y técnicos integrales	\$0.00	\$14,388.69	\$14,388.69	\$14,388.69	\$0.00	\$14,388.69	\$0.00	\$0.00	\$14,388.69	\$14,388.69	\$0.00
<b>3400</b>	<b>SERVICIOS FINANCIEROS, BANCARIOS Y COMERCIALES</b>	<b>\$275,400.00</b>	<b>-\$45,045.50</b>	<b>\$230,354.50</b>	<b>\$229,383.45</b>	<b>\$971.05</b>	<b>\$229,383.45</b>	<b>\$0.00</b>	<b>\$971.05</b>	<b>\$229,383.45</b>	<b>\$229,383.45</b>	<b>\$0.00</b>
3410	Servicios financieros y bancarios	\$50,500.00	-\$41,578.39	\$8,921.61	\$8,921.61	\$0.00	\$8,921.61	\$0.00	\$0.00	\$8,921.61	\$8,921.61	\$0.00
3411	Servicios financieros y bancarios	\$50,500.00	-\$41,578.39	\$8,921.61	\$8,921.61	\$0.00	\$8,921.61	\$0.00	\$0.00	\$8,921.61	\$8,921.61	\$0.00
3450	Seguro de bienes patrimoniales	\$139,900.00	-\$51,336.06	\$88,563.94	\$88,563.94	\$0.00	\$88,563.94	\$0.00	\$0.00	\$88,563.94	\$88,563.94	\$0.00
3451	Seguros de bienes patrimoniales	\$139,900.00	-\$51,336.06	\$88,563.94	\$88,563.94	\$0.00	\$88,563.94	\$0.00	\$0.00	\$88,563.94	\$88,563.94	\$0.00
3470	Fletes y maniobras	\$0.00	\$2,320.00	\$2,320.00	\$2,320.00	\$0.00	\$2,320.00	\$0.00	\$0.00	\$2,320.00	\$2,320.00	\$0.00
3471	Fletes y maniobras	\$0.00	\$2,320.00	\$2,320.00	\$2,320.00	\$0.00	\$2,320.00	\$0.00	\$0.00	\$2,320.00	\$2,320.00	\$0.00
3480	Comisiones por ventas	\$85,000.00	\$41,248.95	\$126,248.95	\$126,248.95	\$0.00	\$126,248.95	\$0.00	\$0.00	\$126,248.95	\$126,248.95	\$0.00
3481	Comisiones por ventas	\$85,000.00	\$41,248.95	\$126,248.95	\$126,248.95	\$0.00	\$126,248.95	\$0.00	\$0.00	\$126,248.95	\$126,248.95	\$0.00
3490	Servicios financieros, bancarios y comerciales integrales	\$0.00	\$4,300.00	\$4,300.00	\$3,328.95	\$971.05	\$3,328.95	\$0.00	\$971.05	\$3,328.95	\$3,328.95	\$0.00
3491	Servicios financieros, bancarios y comerciales integrales	\$0.00	\$4,300.00	\$4,300.00	\$3,328.95	\$971.05	\$3,328.95	\$0.00	\$971.05	\$3,328.95	\$3,328.95	\$0.00
<b>3500</b>	<b>SERVICIOS DE INSTALACIÓN, REPARACIÓN, MANTENIMIENTO</b>	<b>\$477,395.64</b>	<b>\$1,988,871.15</b>	<b>\$2,466,266.79</b>	<b>\$2,461,380.87</b>	<b>\$4,885.92</b>	<b>\$2,461,380.87</b>	<b>\$0.00</b>	<b>\$4,885.92</b>	<b>\$2,461,380.87</b>	<b>\$2,461,380.87</b>	<b>\$0.00</b>
3510	Conservación y mantenimiento menor de inmuebles	\$80,000.00	\$2,004,317.99	\$2,084,317.99	\$2,079,432.07	\$4,885.92	\$2,079,432.07	\$0.00	\$4,885.92	\$2,079,432.07	\$2,079,432.07	\$0.00



Usr: planeacion  
Rep: rptEstadoPresupuestoEgresos

# Instituto Tecnológico Superior de Tepeaca Estado de Puebla

## Estado del Ejercicio del Presupuesto por Capítulo del Gasto Al 31/dic./2021

Fecha y 11/ene./2022

hora de Impresión 11:39 a. m.

Objeto del Gasto		Aprobado	Ampliaciones / (Reducciones)	Presupuesto Vigente	Comprometido	Presupuesto Disponibile para Comprometer	Devengado	Comprometido No Devengado	Presupuesto Sin Devengar	Ejercido	Pagado	Cuentas por Pagar Deuda
3511	Mantenimiento y conservación menor de inmuebles para	\$80,000.00	-\$80,000.00	\$0.00	\$0.00	\$0.00	\$0.00	\$0.00	\$0.00	\$0.00	\$0.00	\$0.00
3512	Mantenimiento y conservación menor de inmuebles para	\$0.00	\$2,084,317.99	\$2,084,317.99	\$2,079,432.07	\$4,885.92	\$2,079,432.07	\$0.00	\$4,885.92	\$2,079,432.07	\$2,079,432.07	\$0.00
3520	Instalación, reparación y mantenimiento de mobiliario y ex	\$55,301.58	-\$47,413.58	\$7,888.00	\$7,888.00	\$0.00	\$7,888.00	\$0.00	\$0.00	\$7,888.00	\$7,888.00	\$0.00
3521	Mantenimiento y conservación de mobiliario y equipo de a	\$55,301.58	-\$47,413.58	\$7,888.00	\$7,888.00	\$0.00	\$7,888.00	\$0.00	\$0.00	\$7,888.00	\$7,888.00	\$0.00
3530	Instalación, reparación y mantenimiento de equipo de cón	\$47,425.50	-\$46,925.51	\$499.99	\$499.99	\$0.00	\$499.99	\$0.00	\$0.00	\$499.99	\$499.99	\$0.00
3531	Instalación, reparación y mantenimiento de equipo de cón	\$47,425.50	-\$46,925.51	\$499.99	\$499.99	\$0.00	\$499.99	\$0.00	\$0.00	\$499.99	\$499.99	\$0.00
3550	Reparación y mantenimiento de equipo de transporte	\$55,668.50	\$33,132.11	\$88,800.61	\$88,800.61	\$0.00	\$88,800.61	\$0.00	\$0.00	\$88,800.61	\$88,800.61	\$0.00
3551	Mantenimiento y conservación de vehículos terrestres, aé	\$55,668.50	\$33,132.11	\$88,800.61	\$88,800.61	\$0.00	\$88,800.61	\$0.00	\$0.00	\$88,800.61	\$88,800.61	\$0.00
3570	Instalación, reparación y mantenimiento de maquinaria, o	\$70,000.00	\$124,440.13	\$194,440.13	\$194,440.13	\$0.00	\$194,440.13	\$0.00	\$0.00	\$194,440.13	\$194,440.13	\$0.00
3571	Instalación, reparación y mantenimiento de maquinaria y i	\$70,000.00	\$23,229.20	\$93,229.20	\$93,229.20	\$0.00	\$93,229.20	\$0.00	\$0.00	\$93,229.20	\$93,229.20	\$0.00
3572	Instalación, reparación y mantenimiento de maquinaria y i	\$0.00	\$101,210.93	\$101,210.93	\$101,210.93	\$0.00	\$101,210.93	\$0.00	\$0.00	\$101,210.93	\$101,210.93	\$0.00
3580	Servicios de limpieza y manejo de desechos	\$100,000.00	-\$67,625.56	\$32,374.44	\$32,374.44	\$0.00	\$32,374.44	\$0.00	\$0.00	\$32,374.44	\$32,374.44	\$0.00
3581	Servicios de limpieza y manejo de desechos	\$100,000.00	-\$67,625.56	\$32,374.44	\$32,374.44	\$0.00	\$32,374.44	\$0.00	\$0.00	\$32,374.44	\$32,374.44	\$0.00
3590	Servicios de jardinería y fumigación	\$69,000.06	-\$11,054.43	\$57,945.63	\$57,945.63	\$0.00	\$57,945.63	\$0.00	\$0.00	\$57,945.63	\$57,945.63	\$0.00
3591	Servicios de jardinería y fumigación	\$69,000.06	-\$11,054.43	\$57,945.63	\$57,945.63	\$0.00	\$57,945.63	\$0.00	\$0.00	\$57,945.63	\$57,945.63	\$0.00
<b>3600</b>	<b>SERVICIOS DE COMUNICACIÓN SOCIAL Y PUBLICIDA</b>	<b>\$210,000.00</b>	<b>-\$162,357.64</b>	<b>\$47,642.36</b>	<b>\$47,642.36</b>	<b>\$0.00</b>	<b>\$47,642.36</b>	<b>\$0.00</b>	<b>\$0.00</b>	<b>\$47,642.36</b>	<b>\$47,642.36</b>	<b>\$0.00</b>
3610	Difusión por radio, televisión y otros medios de mensajes	\$210,000.00	-\$210,000.00	\$0.00	\$0.00	\$0.00	\$0.00	\$0.00	\$0.00	\$0.00	\$0.00	\$0.00
3611	Difusión por radio, televisión y otros medios de mensajes	\$210,000.00	-\$210,000.00	\$0.00	\$0.00	\$0.00	\$0.00	\$0.00	\$0.00	\$0.00	\$0.00	\$0.00
3620	Difusión por radio, televisión y otros medios de mensajes	\$0.00	\$47,642.36	\$47,642.36	\$47,642.36	\$0.00	\$47,642.36	\$0.00	\$0.00	\$47,642.36	\$47,642.36	\$0.00
3621	Difusión por radio, televisión y otros medios de mensajes	\$0.00	\$47,642.36	\$47,642.36	\$47,642.36	\$0.00	\$47,642.36	\$0.00	\$0.00	\$47,642.36	\$47,642.36	\$0.00
<b>3700</b>	<b>SERVICIOS DE TRASLADOS Y VIÁTICOS</b>	<b>\$253,233.34</b>	<b>-\$175,379.09</b>	<b>\$77,854.25</b>	<b>\$77,854.25</b>	<b>\$0.00</b>	<b>\$77,854.25</b>	<b>\$0.00</b>	<b>\$0.00</b>	<b>\$77,854.25</b>	<b>\$77,854.25</b>	<b>\$0.00</b>
3710	Pasajes aéreos	\$25,000.00	-\$25,000.00	\$0.00	\$0.00	\$0.00	\$0.00	\$0.00	\$0.00	\$0.00	\$0.00	\$0.00
3711	Pasajes aéreos nacionales	\$25,000.00	-\$25,000.00	\$0.00	\$0.00	\$0.00	\$0.00	\$0.00	\$0.00	\$0.00	\$0.00	\$0.00
3720	Pasajes terrestres	\$56,646.92	-\$51,746.92	\$4,900.00	\$4,900.00	\$0.00	\$4,900.00	\$0.00	\$0.00	\$4,900.00	\$4,900.00	\$0.00
3721	Pasajes terrestres nacionales	\$56,646.92	-\$51,746.92	\$4,900.00	\$4,900.00	\$0.00	\$4,900.00	\$0.00	\$0.00	\$4,900.00	\$4,900.00	\$0.00
3750	Viáticos en el país	\$166,836.42	-\$95,690.17	\$71,146.25	\$71,146.25	\$0.00	\$71,146.25	\$0.00	\$0.00	\$71,146.25	\$71,146.25	\$0.00
3751	Viáticos en el país	\$166,836.42	-\$95,690.17	\$71,146.25	\$71,146.25	\$0.00	\$71,146.25	\$0.00	\$0.00	\$71,146.25	\$71,146.25	\$0.00
3780	Servicios integrales de traslado y viáticos	\$4,750.00	-\$4,750.00	\$0.00	\$0.00	\$0.00	\$0.00	\$0.00	\$0.00	\$0.00	\$0.00	\$0.00
3781	Servicios integrales de traslado y viáticos nacionales para	\$4,750.00	-\$4,750.00	\$0.00	\$0.00	\$0.00	\$0.00	\$0.00	\$0.00	\$0.00	\$0.00	\$0.00
3790	Otros servicios de traslado y hospedaje	\$0.00	\$1,808.00	\$1,808.00	\$1,808.00	\$0.00	\$1,808.00	\$0.00	\$0.00	\$1,808.00	\$1,808.00	\$0.00
3791	Otros servicios de traslado y hospedaje	\$0.00	\$1,808.00	\$1,808.00	\$1,808.00	\$0.00	\$1,808.00	\$0.00	\$0.00	\$1,808.00	\$1,808.00	\$0.00
<b>3800</b>	<b>SERVICIOS OFICIALES</b>	<b>\$268,456.00</b>	<b>-\$70,719.15</b>	<b>\$197,736.85</b>	<b>\$197,736.85</b>	<b>\$0.00</b>	<b>\$197,736.85</b>	<b>\$0.00</b>	<b>\$0.00</b>	<b>\$197,736.85</b>	<b>\$197,736.85</b>	<b>\$0.00</b>
3820	Gastos de orden social y cultural	\$159,480.00	-\$63,974.33	\$95,505.67	\$95,505.67	\$0.00	\$95,505.67	\$0.00	\$0.00	\$95,505.67	\$95,505.67	\$0.00
3821	Gastos de orden social	\$159,480.00	-\$67,823.23	\$91,656.77	\$91,656.77	\$0.00	\$91,656.77	\$0.00	\$0.00	\$91,656.77	\$91,656.77	\$0.00
3822	Gastos de orden cultural	\$0.00	\$3,848.90	\$3,848.90	\$3,848.90	\$0.00	\$3,848.90	\$0.00	\$0.00	\$3,848.90	\$3,848.90	\$0.00



Usr: planeacion  
Rep: rptEstadoPresupuestoEgresos

# Instituto Tecnológico Superior de Tepeaca Estado de Puebla


## Estado del Ejercicio del Presupuesto por Capítulo del Gasto Al 31/dic./2021


Fecha y 11/ene./2022


hora de Impresión 11:39 a. m.

Objeto del Gasto		Aprobado	Ampliaciones / (Reducciones)	Presupuesto Vigente	Comprometido	Presupuesto Disponibile para Comprometer	Devengado	Comprometido No Devengado	Presupuesto Sin Devengar	Ejercido	Pagado	Cuentas por Pagar Deuda
3830	Congresos y convenciones	\$108,976.00	-\$26,846.46	\$82,129.54	\$82,129.54	\$0.00	\$82,129.54	\$0.00	\$0.00	\$82,129.54	\$82,129.54	\$0.00
3831	Congresos y convenciones	\$108,976.00	-\$26,846.46	\$82,129.54	\$82,129.54	\$0.00	\$82,129.54	\$0.00	\$0.00	\$82,129.54	\$82,129.54	\$0.00
3850	Gastos de representación	\$0.00	\$20,101.64	\$20,101.64	\$20,101.64	\$0.00	\$20,101.64	\$0.00	\$0.00	\$20,101.64	\$20,101.64	\$0.00
3851	Gastos de representación	\$0.00	\$20,101.64	\$20,101.64	\$20,101.64	\$0.00	\$20,101.64	\$0.00	\$0.00	\$20,101.64	\$20,101.64	\$0.00
<b>3900</b>	<b>OTROS SERVICIOS GENERALES</b>	<b>\$1,087,598.36</b>	<b>\$144,794.79</b>	<b>\$1,232,393.15</b>	<b>\$1,194,160.03</b>	<b>\$38,233.12</b>	<b>\$1,194,160.03</b>	<b>\$0.00</b>	<b>\$38,233.12</b>	<b>\$1,194,160.03</b>	<b>\$1,014,337.81</b>	<b>\$179,822.22</b>
3920	Impuestos y derechos	\$5,692.50	\$149,242.50	\$154,935.00	\$116,805.00	\$38,130.00	\$116,805.00	\$0.00	\$38,130.00	\$116,805.00	\$116,805.00	\$0.00
3921	Otros impuestos y derechos	\$5,692.50	\$149,242.50	\$154,935.00	\$116,805.00	\$38,130.00	\$116,805.00	\$0.00	\$38,130.00	\$116,805.00	\$116,805.00	\$0.00
3980	Impuesto sobre nóminas y otros que se deriven de una re	\$867,295.72	\$97,269.32	\$964,565.04	\$964,565.04	\$0.00	\$964,565.04	\$0.00	\$0.00	\$964,565.04	\$784,742.82	\$179,822.22
3981	Impuesto sobre nóminas y otros que se deriven de una re	\$867,295.72	\$97,269.32	\$964,565.04	\$964,565.04	\$0.00	\$964,565.04	\$0.00	\$0.00	\$964,565.04	\$784,742.82	\$179,822.22
3990	Otros servicios generales	\$214,610.14	-\$101,717.03	\$112,893.11	\$112,789.99	\$103.12	\$112,789.99	\$0.00	\$103.12	\$112,789.99	\$112,789.99	\$0.00
3991	Gastos por actividades de Coordinación con el Gobernad	\$214,610.14	-\$214,610.14	\$0.00	\$0.00	\$0.00	\$0.00	\$0.00	\$0.00	\$0.00	\$0.00	\$0.00
3993	Otros servicios generales	\$0.00	\$112,893.11	\$112,893.11	\$112,789.99	\$103.12	\$112,789.99	\$0.00	\$103.12	\$112,789.99	\$112,789.99	\$0.00
<b>5000</b>	<b>BIENES MUEBLES, INMUEBLES E INTANGIBLE!</b>	<b>\$806,794.00</b>	<b>\$91,364.82</b>	<b>\$898,158.82</b>	<b>\$746,019.63</b>	<b>\$152,139.19</b>	<b>\$746,019.63</b>	<b>\$0.00</b>	<b>\$152,139.19</b>	<b>\$746,019.63</b>	<b>\$746,019.63</b>	<b>\$0.00</b>
<b>5100</b>	<b>MOBILIARIO Y EQUIPO DE ADMINISTRACIÓN</b>	<b>\$700,000.00</b>	<b>-\$362,917.73</b>	<b>\$337,082.27</b>	<b>\$231,412.00</b>	<b>\$105,670.27</b>	<b>\$231,412.00</b>	<b>\$0.00</b>	<b>\$105,670.27</b>	<b>\$231,412.00</b>	<b>\$231,412.00</b>	<b>\$0.00</b>
5110	Muebles de oficina y estantería	\$100,000.00	-\$50,722.80	\$49,277.20	\$0.00	\$49,277.20	\$0.00	\$0.00	\$49,277.20	\$0.00	\$0.00	\$0.00
5111	Muebles de oficina y estantería	\$100,000.00	-\$50,722.80	\$49,277.20	\$0.00	\$49,277.20	\$0.00	\$0.00	\$49,277.20	\$0.00	\$0.00	\$0.00
5150	Equipo de cómputo y de tecnologías de la información	\$600,000.00	-\$312,194.93	\$287,805.07	\$231,412.00	\$56,393.07	\$231,412.00	\$0.00	\$56,393.07	\$231,412.00	\$231,412.00	\$0.00
5151	Equipo de cómputo y de tecnología de la información	\$600,000.00	-\$312,194.93	\$287,805.07	\$231,412.00	\$56,393.07	\$231,412.00	\$0.00	\$56,393.07	\$231,412.00	\$231,412.00	\$0.00
<b>5200</b>	<b>MOBILIARIO Y EQUIPO EDUCACIONAL Y RECREATIVO</b>	<b>\$106,794.00</b>	<b>-\$25,702.92</b>	<b>\$81,091.08</b>	<b>\$34,622.16</b>	<b>\$46,468.92</b>	<b>\$34,622.16</b>	<b>\$0.00</b>	<b>\$46,468.92</b>	<b>\$34,622.16</b>	<b>\$34,622.16</b>	<b>\$0.00</b>
5210	Equipos y aparatos audiovisuales	\$56,794.00	-\$46,499.60	\$10,294.40	\$4,374.00	\$5,920.40	\$4,374.00	\$0.00	\$5,920.40	\$4,374.00	\$4,374.00	\$0.00
5211	Equipos y aparatos audiovisuales	\$56,794.00	-\$46,499.60	\$10,294.40	\$4,374.00	\$5,920.40	\$4,374.00	\$0.00	\$5,920.40	\$4,374.00	\$4,374.00	\$0.00
5230	Cámaras fotográficas y de video	\$50,000.00	-\$9,451.48	\$40,548.52	\$0.00	\$40,548.52	\$0.00	\$0.00	\$40,548.52	\$0.00	\$0.00	\$0.00
5231	Cámaras fotográficas y de video	\$50,000.00	-\$9,451.48	\$40,548.52	\$0.00	\$40,548.52	\$0.00	\$0.00	\$40,548.52	\$0.00	\$0.00	\$0.00
5290	Otro mobiliario y equipo educacional y recreativo	\$0.00	\$30,248.16	\$30,248.16	\$30,248.16	\$0.00	\$30,248.16	\$0.00	\$0.00	\$30,248.16	\$30,248.16	\$0.00
5291	Otro mobiliario y equipo educacional y recreativo	\$0.00	\$30,248.16	\$30,248.16	\$30,248.16	\$0.00	\$30,248.16	\$0.00	\$0.00	\$30,248.16	\$30,248.16	\$0.00
<b>5300</b>	<b>EQUIPO E INSTRUMENTAL MÉDICO Y DE LABORATORIO</b>	<b>\$0.00</b>	<b>\$198,242.35</b>	<b>\$198,242.35</b>	<b>\$198,242.35</b>	<b>\$0.00</b>	<b>\$198,242.35</b>	<b>\$0.00</b>	<b>\$0.00</b>	<b>\$198,242.35</b>	<b>\$198,242.35</b>	<b>\$0.00</b>
5310	Equipo médico y de laboratorio	\$0.00	\$191,414.52	\$191,414.52	\$191,414.52	\$0.00	\$191,414.52	\$0.00	\$0.00	\$191,414.52	\$191,414.52	\$0.00
5311	Equipo médico y de laboratorio	\$0.00	\$191,414.52	\$191,414.52	\$191,414.52	\$0.00	\$191,414.52	\$0.00	\$0.00	\$191,414.52	\$191,414.52	\$0.00
5320	Instrumental médico y de laboratorio	\$0.00	\$6,827.83	\$6,827.83	\$6,827.83	\$0.00	\$6,827.83	\$0.00	\$0.00	\$6,827.83	\$6,827.83	\$0.00
5321	Instrumental médico y de laboratorio	\$0.00	\$6,827.83	\$6,827.83	\$6,827.83	\$0.00	\$6,827.83	\$0.00	\$0.00	\$6,827.83	\$6,827.83	\$0.00
<b>5400</b>	<b>VEHÍCULOS Y EQUIPO DE TRANSPORTE</b>	<b>\$0.00</b>	<b>\$64,824.28</b>	<b>\$64,824.28</b>	<b>\$64,824.28</b>	<b>\$0.00</b>	<b>\$64,824.28</b>	<b>\$0.00</b>	<b>\$0.00</b>	<b>\$64,824.28</b>	<b>\$64,824.28</b>	<b>\$0.00</b>
5430	Equipo aeroespacial	\$0.00	\$64,824.28	\$64,824.28	\$64,824.28	\$0.00	\$64,824.28	\$0.00	\$0.00	\$64,824.28	\$64,824.28	\$0.00
5431	Vehículos y equipos aéreos, destinados a servicios públic	\$0.00	\$64,824.28	\$64,824.28	\$64,824.28	\$0.00	\$64,824.28	\$0.00	\$0.00	\$64,824.28	\$64,824.28	\$0.00
<b>5600</b>	<b>MAQUINARIA, OTROS EQUIPOS Y HERRAMIENTAS</b>	<b>\$0.00</b>	<b>\$216,918.84</b>	<b>\$216,918.84</b>	<b>\$216,918.84</b>	<b>\$0.00</b>	<b>\$216,918.84</b>	<b>\$0.00</b>	<b>\$0.00</b>	<b>\$216,918.84</b>	<b>\$216,918.84</b>	<b>\$0.00</b>
5650	Equipo de comunicación y telecomunicación	\$0.00	\$15,658.84	\$15,658.84	\$15,658.84	\$0.00	\$15,658.84	\$0.00	\$0.00	\$15,658.84	\$15,658.84	\$0.00

Objeto del Gasto	Aprobado	Ampliaciones / (Reducciones)	Presupuesto Vigente	Comprometido	Presupuesto Disponble para Comprometer	Devengado	Comprometido No Devengado	Presupuesto Sin Devengar	Ejercido	Pagado	Cuentas por Pagar Deuda
5651 Equipos de comunicación y telecomunicación	\$0.00	\$15,658.84	\$15,658.84	\$15,658.84	\$0.00	\$15,658.84	\$0.00	\$0.00	\$15,658.84	\$15,658.84	\$0.00
5660 Equipos de generación eléctrica, aparatos y accesorios el	\$0.00	\$180,380.00	\$180,380.00	\$180,380.00	\$0.00	\$180,380.00	\$0.00	\$0.00	\$180,380.00	\$180,380.00	\$0.00
5661 Equipo de generación eléctrica, aparatos y accesorios elé	\$0.00	\$180,380.00	\$180,380.00	\$180,380.00	\$0.00	\$180,380.00	\$0.00	\$0.00	\$180,380.00	\$180,380.00	\$0.00
5670 Herramientas y máquinas-herramienta	\$0.00	\$20,880.00	\$20,880.00	\$20,880.00	\$0.00	\$20,880.00	\$0.00	\$0.00	\$20,880.00	\$20,880.00	\$0.00
5671 Herramientas y máquinas- herramienta	\$0.00	\$20,880.00	\$20,880.00	\$20,880.00	\$0.00	\$20,880.00	\$0.00	\$0.00	\$20,880.00	\$20,880.00	\$0.00
<b>Total</b>	<b>\$46,925,789.00</b>	<b>\$3,464,262.77</b>	<b>\$50,390,051.77</b>	<b>\$49,938,451.98</b>	<b>\$451,599.79</b>	<b>\$49,938,451.98</b>	<b>\$0.00</b>	<b>\$451,599.79</b>	<b>\$49,938,451.98</b>	<b>\$49,308,063.70</b>	<b>\$630,388.28</b>

  
 MA. GABRIEL ISRAEL AVENDAÑO MARZOA  
 ENCARGADO DEL DESPACHO DE LA DIRECCION GENERAL

  
 CP RUFINO ANALCO MENDOZA  
 ENCARGADO DEPTO. RECURSOS FINANCIEROS Y  
 CONTABILIDAD

  
 MI. GABRIELA CECILIA PORTES FLORES LARA  
 ENCARGADA DE SUBDIRECCIÓN DE ADMINISTRACION Y  
 FINANZAS

"Bajo protesta de decir verdad declaramos que los Estados Financieros y sus notas, son razonablemente correctos y son responsabilidad del emisor".

